






INSIGHTS



Product News | Information | Updates

Key Specifications

-  Working height maximum
5.9 m (18 ft 10 in)
-  Width
0.78 m (30.5 in)
-  Turning Radius (Inside/Outside)
0.40 m / 1.55 m (15.7 in / 5 ft 1 in)
-  Maximum lift capacity
227 kg (500 lb)
-  Maximum Slope
25% / 14°



Call 1800 788 633
www.genielift.com.au

COMPACT MANEUVERABILITY

New Genie® GS™-1330m scissor lift designed for low-level access and space restricted applications

At Genie, we work directly with our customers and end users to understand market trends and needs, enabling us to design and build more productive, flexible and high rental return on invested capital (rROIC) equipment. Core to our business is a focus on truly understanding the needs of our customers in the ever-changing global aerial access market.

Low-level access is a growing segment in the aerial access industry, with increasing pressure to replace ladders with safe, productive alternatives. The low-level access segment is poised to replace ladders in applications beyond the typical jobsite, including in industrial and institutional facilities. Additionally, growing need for productive solutions in low floor loading applications is driving innovation in lightweight product segments.

Responding to worldwide demand for compact maneuverability in low-level access and space and weight restricted applications, the new Genie® GS™-1330m scissor lift offers a maximum platform height of 3.9 m (12.8 ft) and a maximum working height of 5.9 m (18.8 ft), with a 2-person, 227 kg (500-lb) capacity and weighing in at only 885 kg (1,950 lb).

Practical Innovations

The Genie GS-1330m scissor lift is equipped with an efficient, all-electric DC drive system that offers productive power for getting around indoor jobsites with quiet, zero-emissions operation. Industry-leading runtime ensures full day productivity in a compact package.

With the Genie GS-1330m scissor lift, operators can drive at full height, and in the stowed position, the Genie GS-1330m scissor lift is capable of climbing up to 25 percent graded slopes for exceptional jobsite accessibility and transportability.

Weighing less than 907 kg (2,000 lb), the Genie GS-1330m scissor lift is able to access jobsites previously off limits to heavier slab scissors and vertical mast lifts in the industry due to passenger elevator capacity limitations.

Maximizing rROIC

At Genie, we build high quality and productive machines that offer high rROIC to customers and meet regional and global standards.



INSIGHTS



More Key Features:

- Compact dimensions ideal for low level and tight access applications
- Efficient electric drive system provides maximum runtime per charge
- Equipped with Genie® Smart Link™ control system
- Full drive height capable
- Proportional lift and drive controls
- Side by side extension deck rails for easy platform extension
- Platform centered link stack for operator comfort
- Commonality in design and parts with other Genie scissor lifts

The Genie GS-1330m scissor lift is equipped with new features, such as platform load sense. A number of other changes have been incorporated across the entire Genie GS slab scissor family, including the addition of toeboards on all entrances and standard swing gates on the platforms.

Heavy-duty and rental-ready, this new micro-sized scissor lift's top applications include construction applications in space restricted or congested locations, such as offices, high rise and retail spaces, as well as facility maintenance tasks.

Reliable Design, Productive Operation

The Genie GS-1330m scissor lift incorporates the Genie Smart Link™ control system, offering a familiar interface, as well as fully proportional lift and drive control for precise positioning in the work environment. The Genie Smart Link control system simplifies troubleshooting with onboard easy to read and user-friendly machine adjustments

and diagnostics, and it is compatible with the Genie Tech Pro™ Link handheld diagnostic tool.

Designed with the operator in mind, the Genie GS-1330m scissor lift is equipped with side-by-side platform railings for easy deck extension and retraction. It is engineered with diamond plate platform flooring, which provides a durable, long-life gripping surface. And with the link stack centered under the platform, the operator is provided with a stable feel and optimal comfort working at height.

Service and Support

The new Genie GS-1330m scissor lift shares commonality in design, parts and accessories, as well as serviceability benefits, including easy access to crucial service points, with the Genie GS scissor lift family. For example, swing-out service trays allow for unobstructed access to all machine components, including the hydraulic and electrical systems, simplifying service and maintenance and ensuring machines can get back on rent, faster.



Call 1800 788 633
www.genielift.com.au